



The Warning Sign Booklet

Prepared by: Western University Health, Safety & Well-being
Revision 11 - June 2024

Western University Health, Safety & Well-being Contact Information

Support Services Building - Room 4159

hsw@uwo.ca

Fax: 519-661-3420

Emergency after-hours

Contact Western Special Constable Services (WSCS) at 911.

Staff Members

Louise Koza

Director, Health, Safety & Well-being

519-661-2111 ext. 85540

lkoza@uwo.ca

Courtney Voss

Biological Safety Officer

519-661-2111 ext. 88730

cvoss2@uwo.ca

Anne Marie McCusker

Senior Health & Safety Advisor

519-661-2111 ext. 84741

amccuske@uwo.ca

Kyle Pollard

Health & Safety Consultant

519-661-2111 ext. 84855

kpollar@uwo.ca

David Schlotzhauer

Health & Safety Coordinator

519-661-2111 ext. 81124

dschlot@uwo.ca

Tammy Johnston

Safety & Wellness Coordinator

519-661-2111 ext. 86814

tammy.johnston@uwo.ca

Introduction to the Warning Sign Booklet

The use and storage of hazardous materials at Western is a normal part of the ongoing teaching and research activities associated with the University. While most members of the University community will have no reason to encounter these substances, some of our staff, faculty and students must have regular access to areas containing hazardous materials. In order to protect the health and safety of all members of the University, a series of standard warning signs was developed.

The purpose of these signs is threefold. First, identifying some rooms as hazard areas will warn unauthorized persons not to enter. Secondly, they will notify those people who may be required to enter the area on an irregular or infrequent basis of the particular hazards in the room. Finally, they will serve to remind those who work in hazard areas of the need to take special precautions, and to use special protective equipment where warranted.

Throughout this booklet, warning signs are classified according to two groups. These are **Caution** and **Danger** signs.

Caution signs indicate the presence of a hazard, but do not restrict entry beyond limiting it to authorized personnel. Included, as authorized personnel are the workers in the area, caretaking staff, trades, and Western Special Constable Service (WSCS) staff.

Danger signs indicate an immediate and unusually serious hazard and restrict entry to the area to the staff working on the project only. All other personnel must have permission of the research supervisor to enter the area.

This booklet will be amended from time to time as the situation on campus changes. Please refer any questions about any of this material to Health, Safety & Well-being (HSW).

Standard Warning Sign Information Sheet

Title: Caution- Authorized Personnel ONLY **Type:** Caution **Date:** June 2024

Description of Hazard:

Hazardous Chemicals - various WHMIS Hazard Classes

Instructions:

Caretaking: No restrictions on sweeping, bulb changing, dusting, garbage removal, testing safety showers or checking fire equipment.

Do not empty garbage cans containing chemical wastes or chemical bottles.

WSCS: No restrictions on entry.

Trades: No restrictions on entry.

Do not move or rearrange any lab equipment or containers- must be done by lab staff.

Routine maintenance must be scheduled **in advance with Lab Supervisor.**

This sign is distributed by Western University Health, Safety & Well-being. For further information, please contact hsu@uwo.ca - listed on page 2.



Western
Health, Safety & Well-being

Authorized Personnel ONLY

This Room Contains the Following WHMIS Hazard Classes:



Compressed
Gases



Biohazard
Materials



Fire Hazards &
Combustible Materials



Corrosive
Materials



Oxidizing
Materials



Dangerously Reactive
or Explosive Materials



Materials with Immediate
& Serious Toxic Effects



Health
Hazards



Materials with Other Toxic
Effects or that Damage the
Ozone Layer

Supervisor:	Supervisor Office Location:
Supervisor Office Phone:	Supervisor Emergency Number:

All workers and visitors **MUST** wear **Safety Glasses**
and any Personal Protective Equipment as required
by the Supervisor

In Case of Emergency Call: 911

Standard Warning Sign Information Sheet

Title: Material for Disposal

Type: Information

Date: June 2024

Description of Hazard:

Chemical Waste: - Stickers used to identify packages containing chemical waste for disposal.

Instructions:

Caretaking: Do not touch these packages. Contact individual on label or HSW.

WSCS: Do not touch these packages. If found on campus in unusual or inappropriate areas, contact the Researcher identified on the label, or Health, Safety & Well-being.

Trades: Do not touch these packages. Contact individual on label or HSW.

* If package is leaking, isolate the area and call Western Special Constable Services at 911.

This sign is distributed by Western University Health, Safety & Well-being. For further information, please contact hsw@uwo.ca - listed on page 2.

Standard Warning Sign Information Sheet

Title: Caution – Radiation Area

Type: Caution

Date: June 2024

Description of Hazard:

Radiation Area - Radioactive Laboratory and/or radioactive material storage area

- Active benches, equipment, containers and storage area are labelled with radiation tape and/or sign(s)

Instructions:

Caretaking: No restrictions on regular garbage removal, sweeping, dusting, bulb changing, drench shower testing or checking fire equipment.

Do not enter if equipment or experiment in progress, verify with the researcher.

After-hours: Contact the Laboratory Supervisor and/or WSCS at 911.

WSCS: Do not enter unless escorted.

Trades: Do not enter if material in use. Maintenance must be scheduled in advance with the lab supervisor.

Do not move or rearrange any lab equipment.

After-hours: Contact the Laboratory Supervisor and/or WSCS at 911.

This sign is distributed by Western University Health, Safety & Well-being. For further information, please contact hsw@uwo.ca - listed on page 2.

RAYONNEMENT — DANGER — RADIATION



RESTRICTED AREA

RADIATION PERMIT HOLDER

Name _____ Phone No. _____

IN CASE OF EMERGENCY CONTACT:

UWO RADIATION SAFETY OFFICER
(519) 661-2111 Ext. 84746 – 8:30 am – 4:30 pm

WSCS – 911 using campus telephone

**DESIGNATED NUCLEAR
SUBSTANCE ROOM**

NOTICE TO ALL PERSONNEL

Security regulations
demand that this room

MUST BE KEPT LOCKED

in the absence
of an authorized person or
persons during normal working hours
and at all other times
including evenings, nights,
weekends and holidays

Standard Warning Sign Information Sheet

Title: Caution – Radioactive Material Storage **Type:** Caution **Date:** June 2024

Description of Hazard:

- Open Source radioactive materials*, being stored in frozen or prepared solutions
- Radioactive materials are labelled and in marked containers.

* open source = solid, liquid

This sign is used on refrigerators, freezers, incubators, cupboards, and other storage cabinets.

Instructions:

Caretaking: Do not enter or open these storage areas.

Any scientific equipment with this sign affixed, must not be disposed to regular garbage or landfill.

After-hours: Contact WSCS at 911.

WSCS: Do not touch or move this equipment.

Trades: Do not touch or move this equipment unless it has been checked for contamination and confirmed as cleaned.

Storage area must be empty and tested for contamination before repair or maintenance work can proceed.

After-hours: Contact WSCS at 911.

* You may ask for contamination results prior to doing any work

This sign is distributed by Western University Health, Safety & Well-being. For further information, please contact hsu@uwo.ca - listed on page 2.

RAYONNEMENT — DANGER — RADIATION



NUCLEAR SUBSTANCE STORAGE AREA

NO DRINK, FOOD OR UTENSILS

Standard Warning Sign Information Sheet

Title: Caution – Radioactive Material

Type: Caution

Date: June 2024

Description of Hazard:

- Radioactive materials waste label
- This sticker identifies radioactive waste materials, packaged for disposal, often usually in a 20L plastic pail, approved for radioactive waste or bags.

Instructions:

Caretaking: Do not touch or remove any of these packages.

Any packages with this sign affixed, must **not** be disposed in regular garbage or landfill.

Contact the permit holder and/or WSCS at 911.

WSCS: Do not touch these packages. If found in an unusual or inappropriate location, contact the permit holder, identified on the label.

Trades: Do not touch these packages.

After-hours: Call permit holder or contact the Lab Supervisor and/or WSCS at 911.

This sign is distributed by Western University Health, Safety & Well-being. For further information, please contact hsw@uwo.ca - listed on page 2.

Western University

RAYONNEMENT — DANGER — RADIATION

Nuclear Substance: _____

Activity (μCi or MBq): _____

Date of Activity: _____

Permit Holder: _____

Permit Number: _____



(Check)

- | | |
|--|---|
| <input type="checkbox"/> AQUEOUS (Water Soluble) | <input type="checkbox"/> LIQUID SCINTILLATION |
| <input type="checkbox"/> COMBUSTIBLE | <input type="checkbox"/> VIALS |
| <input type="checkbox"/> GLASS | <input type="checkbox"/> OTHER: _____ |
| <input type="checkbox"/> HAZARDOUS CHEMICALS | _____ |

List and Quantity (%) of Hazardous Chemicals (if applicable):

Standard Warning Sign Information Sheet

Title: Warning - This device contains RADIOACTIVE MATERIAL

Type: Caution

Date: June 2024

Description of Hazard:

Sealed Source Radioactive materials are present inside the labelled equipment.

Instructions:

Caretaking: Do not move any equipment bearing this label.

This equipment must not be disposed of without prior approval of HSW.

After-hours: Contact the Lab Supervisor and/or WSCS at 911.

WSCS: Do not touch or move any equipment bearing this label, contact HSW.

Trades: Do not touch or move any equipment bearing this label unless authorized by the Lab Supervisor.

This sign is distributed by Western University Health, Safety & Well-being. For further information, please contact hsw@uwo.ca - listed on page 2.

RAYONNEMENT — DANGER — RADIATION



This radiation device contains sealed source

Nuclear Substance _____

Quantity (MBq or mCi) _____

Initial Date _____

Permit Holder _____

Permit Number _____

Telephone _____

Contact the UWO Radiation Safety
Coordinator before disposing or
relocating of this radiation device.

In case of emergency contact:
UWO Radiation Safety Officer
(519) 661 – 2111 Ext. 84746 – 8:30 am to 4:30 pm
Or
Western Special Constable Services (WSCS) – 911 using campus telephone

Standard Warning Sign Information Sheet

Title: Caution - X-RAY Room

Type: Caution

Date: June 2024

Description of Hazard:

- X-Ray generating equipment, x-ray diffraction machines, x-ray fluorescent equipment.
- Machine is turned on when red warning light located at entrance is on.
- No hazard if the machine is turned off.

Instructions:

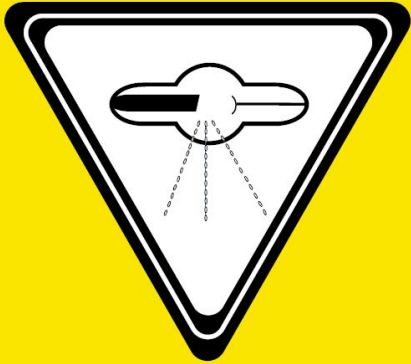
Caretaking: Do not enter if equipment in use, otherwise, no restrictions on entry into the room or laboratory.

WSCS: Do not enter if equipment in use, otherwise, no restrictions on entry into the room or laboratory.

Trades: Do not enter if equipment in use, otherwise, no restrictions on entry into the room or laboratory.

This sign is distributed by Western University Health, Safety & Well-being. For further information, please contact hsw@uwo.ca - listed on page 2.

CAUTION: X-RAYS
ATTENTION: RAYONS-X



X-RAY PERMIT HOLDER:

Name: _____

Phone No.: _____

Do not enter when light is illuminated.

Dosimetry required while in service area.

If you are pregnant, or think you may be pregnant,
please contact RSO.

Only individuals that are listed as authorized users on
the specific X-ray machine may have the ability to
operate the X-ray unit(s).

IN CASE OF EMERGENCY CONTACT:

WESTERN RADIATION SAFETY OFFICER (RSO)

(519) 661 – 2111 Ext. 84746 (8:30 am – 4:30 pm)

WESTERN SPECIAL CONSTABLE SERVICE (WSCS)

911 using campus telephone



Western
Health, Safety & Well-being

Standard Warning Sign Information Sheet

Title: Restricted Entry – Laser Beam

Type: Caution

Date: June 2024

Description of Hazard:

- Laser beam may cause exposure to skin or eyes.
- Machine is turned on when red warning light located at the entrance is on.
- No hazard if the machine is turned off.

Instructions:

Caretaking: Do not enter if equipment is in use, or laser beam is turned on, otherwise, no restrictions on entry into the room or laboratory.


WSCS: Do not enter if equipment is in use, or laser beam is turned on, otherwise, no restrictions on entry into the room or laboratory.

Trades: Do not enter if equipment is in use, or laser beam is turned on, otherwise, no restrictions on entry into the room or laboratory.

This sign is distributed by Western University Health, Safety & Well-being. For further information, please contact hsw@uwo.ca - listed on page 2.



CAUTION



LASER RADIATION

LASER PERMIT HOLDER:

Name: _____

Phone No.: _____

Class _____ Laser In Use
Avoid eye or skin exposure to direct or scattered radiation.

Laser eye protection required.

IN CASE OF EMERGENCY CONTACT:

WESTERN RADIATION SAFETY OFFICER
(519) 661 – 2111 Ext. 84746 (8:30 am – 4:30 pm)

WESTERN SPECIAL CONSTABLE SERVICE (WSCS)
911 using campus telephone



Western

Health, Safety & Well-being

Standard Warning Sign Information Sheet

Title: Restricted Entry – Laser Beam

Type: Danger

Date: June 2024

Description of Hazard:

- Laser beam may cause exposure to skin or eyes.
- Machine is turned on when red warning light located at the entrance is on.
- No hazard if the machine is turned off.

Instructions:

Caretaking: Do not enter if equipment is in use, or laser beam is turned on, otherwise, no restrictions on entry into the room or laboratory.


WSCS: Do not enter if equipment is in use, or laser beam is turned on, otherwise, no restrictions on entry into the room or laboratory.

Trades: Do not enter if equipment is in use, or laser beam is turned on, otherwise, no restrictions on entry into the room or laboratory.

This sign is distributed by Western University Health, Safety & Well-being. For further information, please contact hsw@uwo.ca - listed on page 2.



DANGER



LASER RADIATION

LASER PERMIT HOLDER:

Name: _____

Phone No.: _____

Class _____ Laser Controlled Area
Avoid eye or skin exposure to direct or
scattered radiation.

Do not enter when light is illuminated.

Laser eye protection required:

OD _____ @ _____ nm

IN CASE OF EMERGENCY CONTACT:

WESTERN RADIATION SAFETY OFFICER

(519) 661 – 2111 Ext. 84746 (8:30 am – 4:30 pm)

WESTERN SPECIAL CONSTABLE SERVICE (WSCS)

911 using campus telephone



Western

Health, Safety & Well-being

Standard Warning Sign Information Sheet

Title: Biohazard

Type: Caution

Date: June 2024

Description of Hazard:

BIOHAZARD LEVEL 1 or 2 - Viruses, bacteria, or other agents including human source material at Level 1 or 2 containment, stored or used in this equipment.

Instructions:

Caretaking: Do not move, open, or disturb equipment without permission of lab Supervisor.


WSCS: Deal with emergencies (fire, flood, etc.) as required. Contact the Lab Supervisor immediately.

Trades: Do not move, open or disturb equipment without permission of the Lab Staff.

Equipment must be emptied, cleaned and disinfected before maintenance or repair work is done.

* If equipment or waste containers leaking, isolate and call WSCS at 911.

This sign is distributed by Western University Health, Safety & Well-being. For further information, please contact hsw@uwo.ca - listed on page 2.



Standard Warning Sign Information Sheet

Title: Caution – Biohazard Containment Level 1

Type: Caution

Date: June 2024

Description of Hazard:

BIOHAZARD CONTAINMENT LEVEL 1 - Viruses, bacteria, or other biological agents at LEVEL 1 containment.

Instructions:

Caretaking: No restrictions on sweeping, bulb changing, drench shower testing, or checking fire equipment.

Make prior arrangements for floor buffing.

Garbage removal from regular garbage containers only- do not handle biohazard-labelled containers.

WSCS: No restrictions on entry.

Emergencies (fire, flood, etc.) May be dealt with as required, the Lab Supervisor must be contacted immediately.

Trades: No restrictions on entry.

Do not move or re-arrange any lab equipment or containers - must be done by Lab Staff. Equipment must be clean and empty before maintenance or repair work is done.

This sign is distributed by Western University Health, Safety & Well-being. For further information, please contact hsw@uwo.ca - listed on page 2.

CAUTION



BIOHAZARD

**Containment
Level**

1

LIST BIOHAZARDS:

AUTHORIZED PERSONNEL ONLY

RESPONSIBLE INVESTIGATOR: _____

IN CASE OF EMERGENCY CONTACT: _____

PHONE: _____

Western University
Occupational Health & Safety

Standard Warning Sign Information Sheet

Title: Caution – Biohazard Containment Level 2

Type: Caution

Date: June 2024

Description of Hazard:

BIOHAZARD CONTAINMENT LEVEL 2 - Viruses, bacteria or other biological agents at LEVEL 2 containment.

Instructions:

Caretaking: Do not remove labelled biohazard waste.

Each lab has individual restrictions on sweeping, garbage removal, bulb changing, drench shower testing, and checking fire equipment.

Make prior arrangements for any of the above.

Consult with each Laboratory Research Director for instructions.

WSCS: Do not enter unless an emergency. Deal with emergencies (fire, flood, etc.) as required. Contact the Lab Supervisor immediately.

Trades: Do not enter unless prior arrangements are made with Lab Staff.

Do not move or re-arrange any lab equipment or containers - this must be done by Lab Staff.

Equipment must be empty, clean, and decontaminated by an approved method before maintenance or repair work is done.

After hours contact lab supervisor and/or WSCS at 911.

This sign is distributed by Western University Health, Safety & Well-being. For further information, please contact hsw@uwo.ca - listed on page 2.

CAUTION



BIOHAZARD

**Containment
Level
2**

LIST BIOHAZARDS:

AUTHORIZED PERSONNEL ONLY

RESPONSIBLE INVESTIGATOR: _____

IN CASE OF EMERGENCY CONTACT: _____

PHONE: _____

Western University
Occupational Health & Safety

Standard Warning Sign Information Sheet

Title: Biohazard Containment Level 3

Type: Danger

Date: June 2024

Description of Hazard:

BIOHAZARD CONTAINMENT LEVEL 3 - Viruses, bacteria or other biological agents at LEVEL 3 containment.

Campus Location: Dental Science Building - 6th floor Suite

Instructions:

Caretaking: Do not enter unless Facility is closed down for research and is decontaminated. Must be accompanied by Facility Staff or Biosafety Officer

Enter only with authorization of Biosafety Officer or Facility Supervisor.

WSCS: Do not enter without contacting the Facility Director of Operations or Biosafety Officer.

In case of Emergencies (fire, flood, etc.) secure the area and deploy HazMat Team.

Contact: Personnel designated on the Call-In list.

Trades: Enter only with authorization and accompaniment of Biosafety Officer, Facility Director of Operations, or designated Facility Staff.

This sign is distributed by Western University Health, Safety & Well-being. For further information, please contact hsw@uwo.ca - listed on page 2.

AUTHORIZED PERSONNEL ONLY

THIS CONTAINMENT ZONE CONTAINS INFECTIOUS MATERIALS OR TOXINS



BIOHAZARD

CONTAINMENT LEVEL: 3

EMERGENCY CONTACT: _____

CONTACT INFO: _____

ALTERNATE EMERGENCY CONTACT: _____

CONTACT INFO: _____

REQUIRED PPE

Scrubs



Facility Dedicated
Footwear



Gown



PAPR



Gloves
(Double Layer)



Shoe Covers
(Double Layer)



Additional PPE:

Additional special provisions for entry (optional):

Unique Hazards (optional):

Entry Requirements (optional):

Standard Warning Sign Information Sheet

Title: Danger – Strong magnetic Field

Type: Danger

Date: June 2024

Description of Hazard:

Strong Magnetic Field

- pacemaker and metal prosthetic users are at risk of serious injury or death
- ATM, credit cards and watches may be damaged

Instructions:

Caretaking: Do not enter without prior approval of lab supervisor
No routine garbage removal, sweeping, dusting or bulb changing.
No work in this area without lab staff in attendance

Enter with lab staff to test drench shower or check fire
extinguishers.

WSCS: Do not enter without contacting the lab supervisor or department
chair.

Trades: Do not enter without supervisor or lab staff in attendance.

Routine maintenance must be scheduled **in advance with the lab
supervisor.**

*This sign is distributed by Western University Health, Safety & Well-being. For further
information, please contact hsw@uwo.ca - listed on page 2.*



DANGER



STRONG MAGNETIC AND RADIO-FREQUENCY FIELDS ARE PRESENT

**Pacemaker and
Metallic Implant Hazard**

Strong magnetic and radio-frequency fields are present that could cause serious injury or death to persons with implanted or attached medical devices, such as pacemakers and prosthetic parts.

Such persons *must not* go closer to the magnet than the 5-GAUSS WARNING signs until safety at a closer distance is identified by a physician or medical device manufacturer.

**Magnetic Media and
ATM/Credit Cards**

Strong magnetic fields are present that could erase magnetic media such as floppies and tapes, disable ATM and credit cards, and damage some watches.

Do not take such objects closer to the magnet than the 5-GAUSS WARNING signs.

Tools and Equipment

Strong magnetic fields are present that could make some magnetic items suddenly fly towards the magnet body, which could cause personal injury or serious damage.

Do not take tools, equipment, or personal items containing steel, iron, or other magnetic materials closer to the magnet than the 10-GAUSS WARNING signs.